

# Ezekiel's Temple

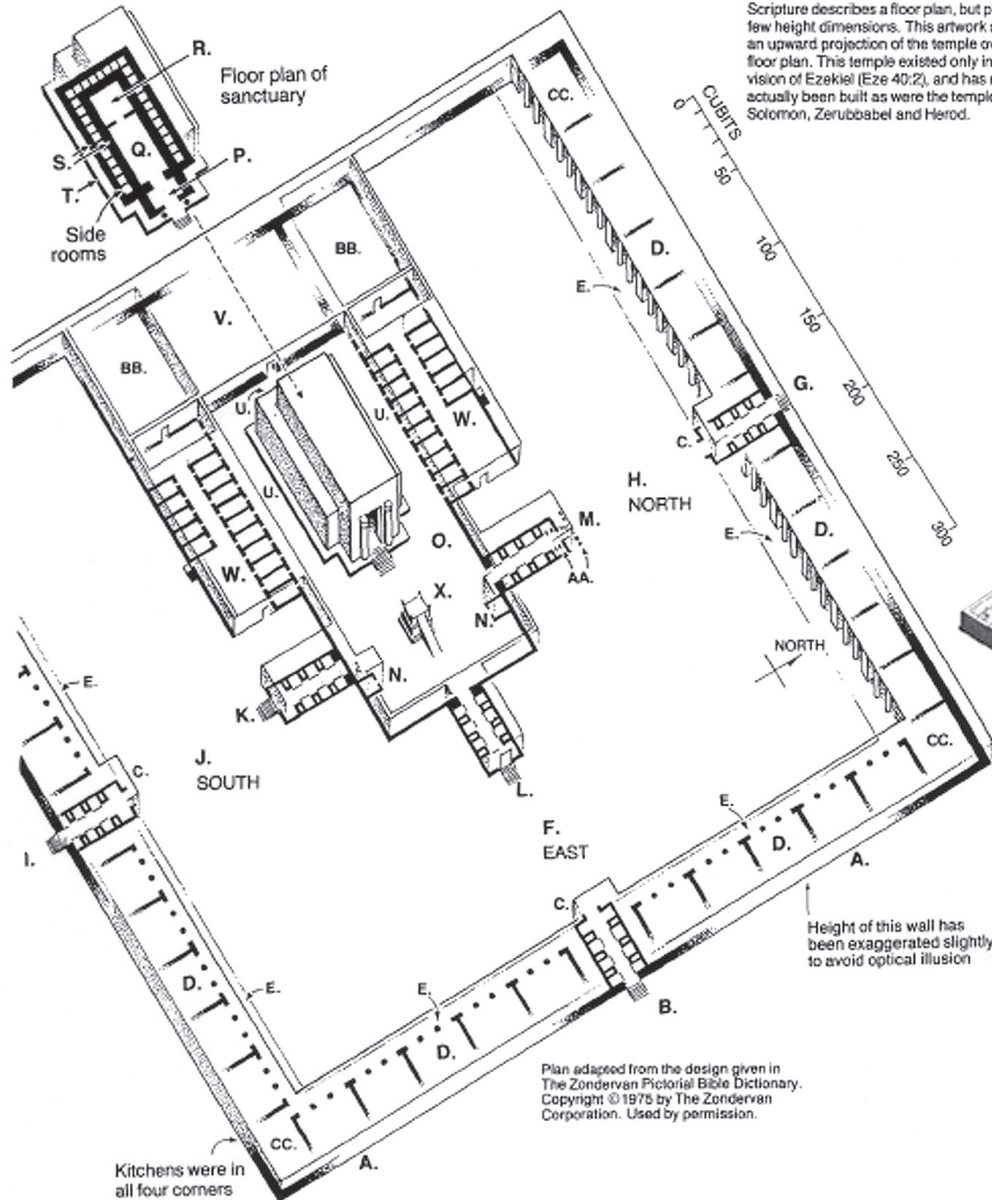
- A. Wall (40:5, 16-20)
- B. East gate (40:6-14, 16)
- C. Portico (40:8)
- D. Outer court (40:17)
- E. Pavement (40:17)
- F. Inner court (40:19)
- G. North gate (40:20-22)
- H. Inner court (40:23)
- I. South gate (40:24-26)
- J. South inner court (40:27)
- K. Gateway (40:32-34)
- L. Gateway (40:32-34)
- M. Gateway (40:35-38)
- N. Priests' rooms (40:44-45)

- O. Court (40:47)
- P. Temple portico (40:48-49)
- Q. Outer sanctuary (41:1-2)
- R. Most Holy Place (41:3-4)
- S. Temple walls (41:5-7, 9, 11)
- T. Base (41:8)
- U. Open area (41:10)
- V. West building (41:12)
- W. Priests' rooms (42:1-10)
- X. Altar (43:13-17)


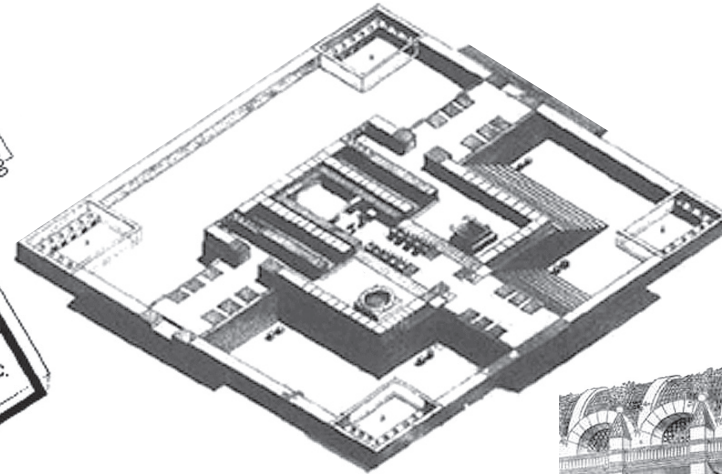

- AA. Rooms for preparing sacrifices (40:39-43)
- BB. Ovens (46:19-20)
- CC. Kitchens (46:21-24)

Ezekiel uses a long or "royal" cubit, 20.4 inches or 51.81 cm ("cubit and a handbreadth," Eze 40:5) as opposed to the standard Hebrew cubit of 17.6 inches or 44.7 cm.

Scripture describes a floor plan, but provides few height dimensions. This artwork shows an upward projection of the temple over the floor plan. This temple existed only in a vision of Ezekiel (Eze 40:2), and has never actually been built as were the temples of Solomon, Zerubbabel and Herod.



Plan adapted from the design given in The Zondervan Pictorial Bible Dictionary. Copyright © 1975 by The Zondervan Corporation. Used by permission.



Created for the Thursday evening Bible study at

**Calvary Chapel**  
Cheyenne